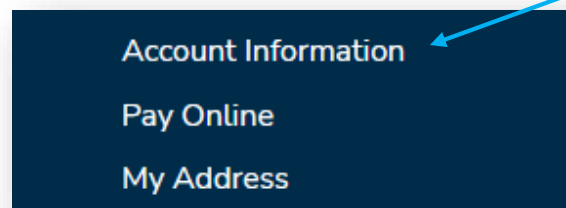
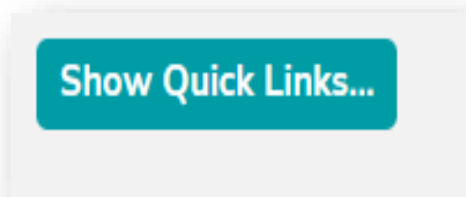



How to check your balance online?

1. Click on the following link: <https://campusportal.college.bm/default.aspx>
2. Select **Student Portal Homepage**.
3. Login using your BC username and password. *(If you need this information, you can contact the helpdesk)*
4. Once logged in, select **Show Quick Links** at the top left of the page, then proceed to **Account Information**.



5. Click each program to check for any outstanding balances. If uncertain, or would like to confirm balance, contact us at business-services@college.bm or visit us on 2nd Floor College Center.
6. You can make payment by selecting **Pay Now**.

Account Information



Enrolled in 2 Programs

Associate of Arts (Business Administration)	Current Balance : \$2,065.00
Workforce Development	Current Balance : \$0.00
Total	<div>PAY NOW</div> Current Balance : \$2,065.00

